

WATERGRAM


Celebrating 95 Years of Serving the Community

The Hicksville Water District is proud to announce the launch of the history exhibit, "A Tradition of Service and Professionalism: A Look Back on the Hicksville Water District's 95 Years in the Community," on display at the Hicksville Public Library. The exhibit commemorates 95 years of the Hicksville Water District serving the community, and it showcases photos and media clippings from the 20th century when early settlers faced an enormous challenge of obtaining a sufficient water supply.

Hicksville community members in the 1920's suffered from badly rusted water mains that led to stained clothing and cooking utensils. The water conditions inspired 700 residents to petition to have their own water system, establishing the Hicksville Water District on August 30, 1921.

"We're grateful for the opportunity to have the Hicksville Public Library host this exhibit and thankful to the staff for making this possible," said Chairman Nicholas J. Brigandi. "We hope our fellow community members visit the library and enjoy taking a look back through the years with us."

The Hicksville Water District has faced many trials, from a growing population putting increasing pressure on the water system, to several devastating fires which left the water system nearly dry. The collection of photos and archived news the Commissioners have compiled will touch on the timeline of all events which have influenced the evolution of the Hicksville Water District's present facilities.




(L-R) Nicholas J. Brigandi, Board of Commissioners Chairman, Hicksville Water District; William E. Schuckmann, Commissioner, Hicksville Water District; Elizabeth Goldfrank, Director of the Hicksville Public Library; James Janis, Hicksville Historian; Roseann Acosta, Public Relations and Programming at the Hicksville Public Library.



COMMISSIONERS:



Nicholas J. Brigandi
Chairman



William E. Schuckmann
Secretary



Karl M. Schweitzer
Treasurer

IN THIS ISSUE:

- ❖ Reminder: Test Backflow Devices
- ❖ Your Annual Water Quality Report
- ❖ Summer Watering Schedule and Tips

Visit our Website for More Information:
www.HicksvilleWater.org

Hicksville Water District Provides Multiple Bill Payment Options

Residents Can Pay Water Bill in Person, by Mail or Online

Residents can now log onto www.hicksvillewater.org and pay their water bill online, as well as through individual online banking options, the mail or in-person delivery.

"The District aims to provide our residents with as many options as possible when it comes to paying their water bills," said Commissioner Schweitzer. "In the spring, the District implemented an online bill payment system, and many residents and business owners have used our website for this option."

Residents and business owners may use a MasterCard, Discover, Visa or online check to pay their bills online. Should the homeowner choose to use this online option, a flat service fee of \$4.95 will be charged for each online payment. The District receives no portion of credit card service fees. Residents may also choose to mail or hand-deliver water bill payments as an alternative option.



Hicksville Water District Re-Elects Karl Schweitzer as Commissioner, Nicholas Brigandi Sworn-in as Chairman

During the public board meeting on January 12, 2016, the Hicksville Water District proudly inducted Karl Schweitzer to his fourth term as Commissioner after the community re-elected Schweitzer during the public election on December 8, 2015. As Commissioner, Schweitzer has been instrumental in maintaining high-quality water by restoring existing water systems and adding additional treatment systems.

"I truly thank the community for this privilege to continue to serve as a Hicksville Water District Commissioner," said Commissioner Schweitzer. "I look forward to another productive term, during which the District will continue to invest in treatment systems to improve the infrastructure of our water supply by holding polluters accountable and making the best financial decisions for our community."

The District also announced Nicholas Brigandi as Chairman of the Board of Commissioners. A member of the Board since 1980, Brigandi has overseen many changes to improve the infrastructure of Hicksville's water supply. "It is an honor to serve another term on the Board for the Hicksville Water District," said Chairman Brigandi. "I have dedicated the last three decades to over-seeing the well-being of our water supply, and as a grandfather of four, it's important our community invests in the future of our water supply."



(L-R) The Hicksville Water District Board of Commissioners William E. Schuckmann, Nicholas J. Brigandi and Karl M. Schweitzer.

2015 drinking water quality report

HICKSVILLE WATER DISTRICT
PUBLIC WATER SUPPLY IDENTIFICATION NO. 2902829

ANNUAL WATER SUPPLY REPORT

MAY 2016

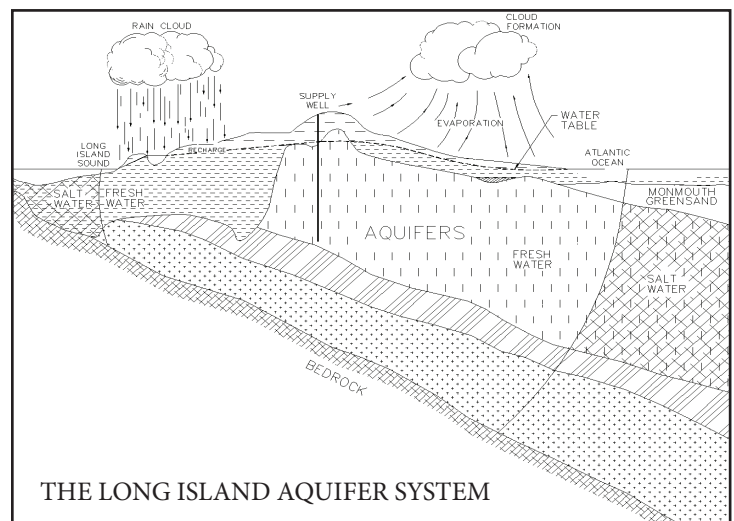
The Hicksville Water District is pleased to present this year's Water Quality Report. The report is required to be delivered to all residents of our District in compliance with Federal and State regulations. This report is designed to inform you about the quality of water and services we deliver to you every day. Our constant goal is to provide you with a safe and dependable supply of drinking water. We also want you to understand the efforts we make to continually improve the water treatment process and protect our water supply. The Board of Water Commissioners and the District employees are committed to ensuring that you and your family receive the highest quality water.

SOURCE OF OUR WATER

The source of water for the District is groundwater pumped from 15 wells located throughout the community that are drilled into the Magohty aquifer beneath Long Island, as shown on the adjacent figure. Generally, the water quality of the aquifer is good-to-excellent, although there are localized areas of contamination.

The sources of drinking water (both tap water and bottled water) include rivers, lakes, streams, ponds, reservoirs, springs, and wells. As water travels over the surface of the land or through the ground, it dissolves naturally occurring minerals and, in some cases, radioactive material, and can pick up substances resulting from the presence of animals or from human activities. Contaminants that may be present in source water include: microbial contaminants; inorganic contaminants; pesticides and herbicides; organic chemical contaminants; and radioactive contaminants.

In order to ensure that our tap water is safe to drink, the State and the EPA prescribe regulations that limit the amount of certain contaminants in water provided by public water systems. Similarly, the State Health Department's and the FDA's regulations establish limits for contaminants in bottled water which must provide the same protection for public health as tap water.



The population served by the Hicksville Water District during 2015 was 48,000. The total amount of water withdrawn from the aquifer in 2015 was 2.62 billion gallons, of which approximately 85% was billed directly to consumers, 4% was used for flushing, fire protection and other hydrant use, 8% was lost to system breaks and leaks and 3% was used for system testing and monitoring (total 100% accounted for water). The District has enacted a rigorous leak detection and system repair program to minimize water loss due to leaks and breaks.

WATER TREATMENT

The Hicksville Water District provides treatment at all wells to improve the quality of the water pumped prior to distribution to the consumer. The pH of the pumped water is adjusted upward to reduce corrosive action between the water and water mains and in-house plumbing by the addition of sodium hydroxide. Air stripping treatment units for VOC removal are located at Plant Nos. 1, 4, 5, 6, 8 and 9. The District also adds small amounts of calcium hypochlorite (chlorine) as a disinfection agent and to prevent growth of bacteria in the water distribution system. A nitrate removal system is currently being utilized at Plant Nos. 1,6 and 8. A granular activated carbon (GAC) system is employed at Plant No. 11.

WATER CONSERVATION MEASURES

The underground water system of Long Island has more than enough water for present water demands. However, saving water will ensure that our future generations will always have a safe and abundant water supply.

Residents of the District can also implement their own water conservation measures such as retrofitting plumbing fixtures with low flow restrictors, modifying automatic lawn sprinklers to include rain sensors, repairing leaks in the home, installing water conservation fixtures/applications and maintaining a daily awareness of water conservation in their personal habits. In addition, the Nassau County Lawn Sprinkler Regulations are still in effect. Besides protecting our precious underground water supply, water conservation will produce a cost savings to the consumer in terms of both water and energy bills (hot water).

COST OF WATER

The District utilizes a step billing schedule as shown with the average consumer being billed at \$0.90 per 1,000 gallons.

QUARTERLY WATER RATES

| Consumption (gallons) | Charges |
|-----------------------|-------------------------|
| Up to 10,000 | \$7.50 minimum |
| 11,000 - 30,000 | \$0.90/thousand gallons |
| 31,000 - 50,000 | \$1.15/thousand gallons |
| 51,000 - 70,000 | \$1.65/thousand gallons |
| Over 71,000 | \$2.25/thousand gallons |

WATER QUALITY

In accordance with State regulations, the Hicksville Water District routinely monitors your drinking water for numerous parameters. We test your drinking water for coliform bacteria, turbidity, inorganic contaminants, lead and copper, nitrate, volatile organic contaminants, total trihalomethanes and synthetic organic contaminants. Over 135 separate parameters are tested for in each of our wells numerous times per year. The table presented on page 3 depicts which parameters or contaminants were detected in the water supply. It should be noted that many of these parameters are naturally found in all Long Island drinking water and do not pose any adverse health effects.

CONTACTS FOR ADDITIONAL INFORMATION

We are pleased to report that our drinking water is safe and meets all Federal and State requirements. If you have any questions about this report or the Hicksville Water District, please contact Water District Superintendent Anthony Iannone at (516) 931-0184 or the Nassau County Department of Health at (516) 227-9692. We want our valued customers to be informed about our water system. If you want to learn more, please attend any of our regularly scheduled Board meetings. They are normally held on the second and fourth Tuesday of each month at 5:00 p.m. at the Water District office.

The Hicksville Water District routinely monitors for different parameters and possible contaminants in your drinking water as required by Federal and State laws. All drinking water, including bottled drinking water, may be reasonably expected to contain at least small amounts of some impurities. It's important to remember that the presence of these impurities does not necessarily pose a health risk. For more information on contamination and potential health risks, please contact the USEPA Safe Drinking Water Hotline at 1-800-426-4791 or www.epa.gov/safewater.

Some people may be more vulnerable to disease causing microorganisms or pathogens in drinking water than the general population. Immuno-compromised persons such as persons with cancer undergoing chemotherapy, persons who have undergone organ transplants, people with HIV/AIDS or other immune system disorders, some elderly and infants can be particularly at risk from infections. These people should seek advice from their health care provider about their drinking water. EPA/CDC guidelines on appropriate means to lessen the risk to infec-

tion by Cryptosporidium, Giardia and other microbial pathogens are available from the Safe Drinking Water Hotline (800-426-4791).

During 2014, the District collected 35 samples for lead and copper. The next round of samples will occur in 2017. If present, elevated levels of lead can cause serious health problems, especially for pregnant women, infants, and young children. It is possible that lead levels at your home may be higher than at other homes in the community as a result of materials used in your home's plumbing. Hicksville Water District is responsible for providing high quality drinking water, but cannot control the variety of materials used in plumbing components. When your water has been sitting for several hours, you can minimize the potential for lead exposure by flushing your tap for 30 seconds to 2 minutes before using water for drinking or cooking. If you are concerned about lead in your water, you may wish to have your water tested. Information on lead in drinking water, testing methods, and steps you can take to minimize exposure is available from the Safe Drinking Water Hotline (1-800-426-4791) or at <http://www.epa.gov/safewater/lead>.

Some of the water from the Hicksville Water District has elevated levels of nitrates, but well below the maximum contaminant level of 10.0 parts per million. Nitrate in drinking water at levels about 10 ppm is a health risk for infants of less than six months of age. High nitrate levels in drinking water can cause blue baby syndrome. The source of the nitrates is the nitrogen in fertilizers and from on-site septic systems. If you are caring for an infant you should ask advice from your health care provider.

2015 DRINKING WATER QUALITY REPORT - TABLE OF DETECTED PARAMETERS

| Contaminants | Violation (Yes/No) | Date of Sample | Level Detected (Maximum Range) | Unit Measurement | MCLG | Regulatory Limit (MCL or AL) | Likely Source of Contaminant |
|--|--------------------|-----------------------|---|----------------------|------|---|--|
| Inorganic Contaminants | | | | | | | |
| Copper | No | June/July/August 2014 | ND - 0.78 0.04 ⁽¹⁾ | mg/l | 1.3 | AL = 1.3 | Corrosion of household plumbing systems; Erosion of natural deposits |
| Lead | No | June/July/August 2014 | ND - 3.7 ND ⁽¹⁾ | ug/l | 0 | AL = 15 | Corrosion of household plumbing systems; Erosion of natural deposits |
| Ammonia | No | 05/11/15 | ND - 0.1 | mg/l | n/a | No MCL | Runoff from fertilizer and leaching from septic tanks and sewage |
| Manganese | No | 06/16/15 | ND - 28 | mg/l | n/a | MCL = 2.0 | Naturally occurring |
| Sodium | No | 09/04/15 | 6.1 - 26.0 | mg/l | n/a | No MCL ⁽²⁾ | Naturally occurring |
| Chloride | No | 09/04/15 | 6.9 - 78.5 | mg/l | n/a | MCL = 250 | Naturally occurring |
| Calcium | No | 09/04/15 | 2.7 - 18.0 | mg/l | None | No MCL | Naturally occurring |
| Iron | No | 03/31/15 | ND - 160 | ug/l | n/a | MCL = 300 | Naturally occurring |
| Zinc | No | 03/31/15 | ND - 0.072 | mg/l | n/a | MCL = 5 | Naturally occurring |
| Nitrate | No | 06/16/15 | 3.5 - 9.4 | mg/l | 10 | MCL = 10 | Runoff from fertilizer and leaching from septic tanks and sewage |
| Magnesium | No | 09/04/15 | 1.2 - 6.0 | mg/l | n/a | No MCL | Naturally occurring |
| Barium | No | 03/31/15 | 0.002 - 0.015 | mg/l | n/a | MCL = 2.0 | Naturally occurring |
| Nickel | No | 03/31/15 | 1.0 - 4.7 | ug/l | n/a | MCL - 100 | Naturally occurring |
| Thallium | No | 05/18/15 | ND - 2.0 | ug/l | n/a | MCL = 2.0 | Naturally occurring |
| Sulfate | No | 03/31/15 | ND - 12.7 | mg/l | n/a | MCL = 250 | Naturally occurring |
| Disinfection By-Products | | | | | | | |
| Total Trihalomethanes | No | 12/09/15 | ND - 20.6 | mg/l | 0 | MCL = 80 | Disinfection By-Products |
| Volatile Organic Contaminants | | | | | | | |
| Trichloroethene | No | 09/10/15 | ND - 1.07 | ug/l | 0 | MCL = 5 | Industrial/Commercial discharge |
| 1,1-Dichloroethane | No | 06/17/15 | ND - 0.54 | ug/l | 0 | MCL = 5 | Industrial/Commercial discharge |
| Dichlorodifluoromethane | No | 10/06/15 | ND - 1.25 | ug/l | 0 | MCL = 5 | Industrial/Commercial discharge |
| Radionuclides | | | | | | | |
| Gross Alpha | No | 06/16/14 | ND - 2.66 | pCi/L | n/a | MCL = 15 | Naturally occurring |
| Gross Beta | No | 06/16/14 | 0.35 - 2.18 | pCi/L | n/a | MCL = 50 | Naturally occurring |
| Radium 226 | No | 06/18/13 | ND - 1.23 | pCi/L | n/a | MCL = 5 ⁽³⁾ | Naturally occurring |
| Radium 228 | No | 06/19/13 | ND - 1.75 | pCi/L | n/a | MCL = 5 ⁽³⁾ | Naturally occurring |
| Unregulated Contaminants | | | | | | | |
| Perchlorate | No | 06/10/15 | 1.4 - 4.5 | ug/l | 0 | AL = 18 ⁽⁴⁾ | Fertilizer |
| Unregulated Contaminant Monitoring Rule⁽⁵⁾ | | | | | | | |
| 1,4-dioxane | No | 11/19/14 | ND - 0.6 | ug/l | n/a | MCL = 50 | Industrial/Commercial discharge |
| Chromium | No | 11/19/14 | ND - 0.3 | ug/l | 100 | MCL = 100 | Natural deposits & industrial discharges |
| Strontium | No | 11/19/14 | ND - 26.7 | ug/l | n/a | No MCL | Naturally occurring |
| Bacteriologicals | | | | | | | |
| Total Coliform ⁽⁶⁾ | No | 10/08/15 12/03/15 | 1 positive sample out of 60 samples per month in October and December | Positive or Negative | n/a | MCL = Positive results in more than 5% of the monthly samples | Commonly found in the environment |

Definitions:

Maximum Contaminant Level (MCL) - The highest level of a contaminant that is allowed in drinking water. MCLs are set as close to the MCLGs as feasible.

Maximum Contaminant Level Goal (MCLG) - The level of a contaminant in drinking water below which there is no known or expected risk to health. MCLGs allow for a margin of safety.

Action Level (AL) - The concentration of a contaminant which, if exceeded, triggers treatment or other requirements which a water system must follow.

Milligrams per liter (mg/l) - Corresponds to one part of liquid in one million parts of liquid (parts per million - ppm).

Micrograms per liter (ug/l) - Corresponds to one part of liquid in one billion parts of liquid (parts per billion - ppb).

Non-Detects (ND) - Laboratory analysis indicates that the constituent is not present.

pCi/L - pico Curies per Liter is a measure of radioactivity in water.

⁽¹⁾ - During 2014, we collected and analyzed 35 samples for lead and copper. The 90th percentile level is presented in the table. The action levels for lead and copper were not exceeded at any site. The next round of sampling and testing will occur in 2017. The values reported for lead and copper represent the 90th percentile. A percentile is a value on a scale of 100 that indicates the percent of a distribution that is equal to or below it. The 90th percentile is equal to or greater than 90% of the lead and copper values detected at your water system.

⁽²⁾ - No MCL has been established for sodium. However, 20 mg/l is a recommended guideline for people on high restricted sodium diets and 270 mg/l for those on moderate sodium diets.

⁽³⁾ - MCL is for Combined Radium 226 & 228.

⁽⁴⁾ - Perchlorate is an unregulated contaminant. However, the NYS Dept. of Health has established an action level of 18.0 ug/l.

⁽⁵⁾ - UCMR3 - Unregulated Contaminant Monitoring Rule 3 is a Federal water quality sampling program where water suppliers sample and test their source water for 1 year. Results will be used by the USEPA to determine if the contaminants need to be regulated in the future.

⁽⁶⁾ - Total coliform bacteria was detected in 2 out of 248 routine compliance samples collected within our distribution system once in August and twice in September 2014. No positive samples were detected for the rest of the year. All repeat samples were negative for bacteria. Coliforms are bacteria that are naturally present in the environment and are used as an indicator that other potentially harmful bacteria may be present.

SOURCE WATER ASSESSMENT

The NYSDOH, with assistance from the local health department, has completed a source water assessment for this system, based on available information. Possible and actual threats to this drinking water source were evaluated. The source water assessment includes a susceptibility rating based on the risk posed by each potential source of contamination and how rapidly contaminants can move through the subsurface to the wells. The susceptibility of a water supply well to contamination is dependent upon both the presence of potential sources of contamination within the well's contributing area and the likelihood that the contaminant can travel through the environment to reach the well. The susceptibility rating is an estimate of the potential for contamination of the source water, it does not mean that the water delivered to consumers is, or will become contaminated. Please refer to section "Water Quality" for a list of the contaminants that have been detected. The source water assessments provide resource managers with additional information for protecting source waters into the future.

Our drinking water is derived from 15 wells. The source water assessment has rated most of the wells as having a very high susceptibility to industrial solvents and all of the wells as having a high susceptibility to nitrates. The very high susceptibility to industrial solvents is due primarily to point sources of contamination related to transportation routes and commercial/industrial facilities and related activities in the assessment area. The high susceptibility to nitrate contamination is attributable to unsewered, high density residential land use and related practices, in the assessment area, such as fertilizing lawns.

A copy of the assessment, including a map of the assessment area, can be reviewed by contacting the District Office.

The Hicksville Water District conducts over 10,000 water quality tests throughout the year, testing for over 130 different contaminants which have been undetected in our water supply including:

| | | |
|------------------------|----------------------------|-------------------------------|
| Arsenic | Picloram | 1,1,1-Trichloroethane |
| Cadmium | Dicamba | 1,1-Dichloropropene |
| Chromium | Pentachlorophenol | 1,2-Dichloroethane |
| Mercury | Hexachlorocyclopentadiene | 1,2-Dichloropropane |
| Selenium | bis(2-Ethylhexyl)adipate | Dibromomethane |
| Silver | bis(2-Ethylhexyl)phthalate | Trans-1,3-Dichloropropene |
| Color | Hexachlorobenzene | cis-1,3-Dichloropropene |
| Turbidity | Benzo(A)Pyrene | 1,1,2-Trichloroethane |
| Odor | Aldicarb Sulfone | 1,3-Dichloropropane |
| Fluoride | Aldicarb sulfoxide | Chlorobenzene |
| Tetrachloroethene | Aldicarb | 1,1,1,2-Tetrachloroethane |
| Nitrite | Total Aldicarbs | Bromobenzene |
| Detergents (MBAS) | Oxamyl | 1,1,2,2-Tetrachloroethane |
| Free Cyanide | Methomyl | 1,2,3-Trichloropropane |
| Antimony | 3-Hydroxycarbofuran | 2-Chlorotoluene |
| Beryllium | Carbofuran | 4-Chlorotoluene |
| cis-1,2-Dichloroethene | Carbaryl | 1,2-Dichlorobenzene |
| Lindane | Glyphosate | 1,3-Dichlorobenzene |
| Heptachlor | Diquat | 1,4-Dichlorobenzene |
| Aldrin | Endothall | 1,24-Trichlorobenzene |
| Heptachloro Epoxide | 1,2-Dibromoethane (EDB) | Hexachlorobutadiene |
| Dieldrin | 1,2-Dibromo-3-Chl.Propane | 1,2,3-Trichlorobenzene |
| Endrin | Dioxin | Toluene |
| Methoxychlor | Chloroacetic Acid | Ethylbenzene |
| Toxaphene | Bromoacetic Acid | M,P-Xylene |
| Chlordane | Dichloroacetic Acid | O-Xylene |
| Total PCBs | Trichloroacetic Acid | Styrene |
| Propachlor | Dibromoacetic Acid | Isopropylbenzene (Cumene) |
| Alachlor | Total Haloacetic Acid | N-Propylbenzene |
| Simazine | Bromodichloromethane | 1,3,5-Trimethylbenzene |
| Atrazine | Vinyl Chloride | Tert-Butylbenzene |
| Metolachlor | Bromomethane | 1,2,4-Trimethylbenzene |
| Metribuzin | Chloroethane | Sec-Butylbenzene |
| Butachlor | Chlorodifluoromethane | 4-Isopropyltoluene (P-Cumene) |
| 2,4-D | Methylene Chloride | N-Butylbenzene |
| 2,4,5-TP (Silvex) | Trans-1,2-Dichloroethene | |
| Dinoseb | 2,2-Dichloropropane | |
| Dalapon | Bromochloromethane | |

Copies of the Supplemental Data Package, which includes the water quality data for each of our supply wells utilized during 2015, are available at the Hicksville Water District office which is located at 4 Dean Street, Hicksville New York and the local Public Library.

We, at the Hicksville Water District, work around the clock to provide top quality water to every tap throughout the community. We ask that all our customers help us protect our water resources, which are the heart of our community, our way of life and our children's future.

ODD/EVEN WATERING SCHEDULE IN EFFECT FOR SPRING/SUMMER 2016

In recent years, we have all become increasingly aware of our environmental footprint and the importance of conservation. To help lessen the negative impact on our environment, the Hicksville Water District has mandated an odd/even watering schedule for all Hicksville residents.

The program is simple: If your address ends in an odd number, you may water on odd days; if your address ends in an even number, you may water on even days.

For example, the Hicksville Public Library is located at 169 Jerusalem Avenue: The watering days for the library during the first week of July will be the 1st, 3rd and 5th. The Hicksville High School address is 180 Division Avenue: The watering days for the high school for that same week are the 2nd, 4th and 6th.

Also keep in mind that, per a Nassau County ordinance, watering is not permitted between the hours of 10 a.m. and 4 p.m. However, altering your schedule to include an evening watering regimen will ensure that your lawn remains healthy and your sprinklers work at maximum efficiency.

Although the water supply in Hicksville remains strong, an odd/even watering schedule is an important facet of a sustainable water conservation program. We appreciate your cooperation in helping the Hicksville Water District do its part in environmental stewardship.

TIPS TO PREVENT EXCESS WATER USE


Hicksville Water District Board of Commissioners Nicholas J. Brigandi, William E. Schuckmann and Karl M. Schweitzer urge residents to inspect the fixtures in their homes for possible water loss, as this can increase their water usage and bills. In addition, installing water-efficient appliances can reduce water use by 35,000 gallons per year in a single household.

These quick-fix tips will help prevent excess water use or water loss:

- Replacing the rubber flapper in your toilet when it is worn out is an easy way to avoid wasting water. Flappers in need of replacement are one of the most common reasons for leaking toilets.
- Ensure a tight connection between your garden hose and the spigot. Making sure the hose is completely off after use will also reduce water waste.
- Tighten connections on showerheads if leaks appear after the shower is off.

Install Rain Sensors to Conserve and Protect our Community Water Supply

As the summer approaches, the Board of Commissioners reminds residents to make sure to conserve water if your home uses a sprinkler system. Using too much water will increase your water bill, deplete the water supply and flood your lawn. The Hicksville Water District suggests installing rain sensors as part of your sprinkler system so that automatic sprinklers will not turn on while it's raining. The sensors help determine when enough rainfall has occurred for the sprinkler to skip its next irrigation cycle.



Hicksville Water District

4 Dean Street
Hicksville, NY 11801 USA

(516) 931-0184
(516) 931-6506 (Fax)
www.HicksvilleWater.org

Presorted
First Class Mail
U.S. POSTAGE
PAID
Hicksville, NY 11802
Permit No. 1039

Board Meetings

Second and fourth Tuesday of the month at 5 p.m.
at the District office, unless otherwise announced.

Business Hours

8 a.m. to 4 p.m. weekdays

Superintendent

Anthony Iannone

Secretary to the Board

Mary Ellen Thorgramson

Commissioners

Nicholas J. Brigandi, Chairman
William E. Schuckmann, Secretary
Karl M. Schweitzer, Treasurer

24-Hour Emergency Number

(516) 931-0184

Member

American Water Works Association
Long Island Water Conference
Nassau-Suffolk Water Commissioners Association

Proudly serving the Hicksville area since 1921.

County Mandates Backflow Prevention Devices Must Be Tested Annually

District provides residents with list of professionals certified by the NYS Department of Health

With spring underway, the Hicksville Water District reminds residents the county has mandated they must have their home backflow prevention devices tested annually. Backflow prevention devices protect the public water supply from pollution, and testing them ensures they are functioning properly before the high-demand season begins.

“Consistent home sprinkler system testing and maintenance is essential to keeping high-quality water flowing to homes and businesses efficiently and as cost-effectively as possible,” said Commissioner Schuckmann.

Backflow prevention devices keep potentially contaminated water out of the public water supply if pressure drops due to fire emergencies, a water main break or other unexpected instances of high demand. Testing is particularly important before irrigation systems are turned back on and usage increases.

The District suggests residents arrange for a New York State (NYS) Department of Health certified backflow tester to test your backflow prevention device to make sure it meets all mandated guidelines. For your convenience, the District has provided a list of certified backflow testers on HicksvilleWater.org.



Visit the Hicksville Water District on Facebook at [Facebook.com/HicksvilleWaterDistrict](https://www.facebook.com/HicksvilleWaterDistrict)